

Pura

55×36/F



Wc
55×36 cm
30,5 kg

WC predisposto per scarico a parete
oppure a pavimento tramite curva tecnica,
con sistema di scarico **Swirlflush®**



Back to wall Wc with wall or floor (through a
pipe fitting) outlet with **Swirlflush®** system.



swirlflush®

extraglaze®antibacterial

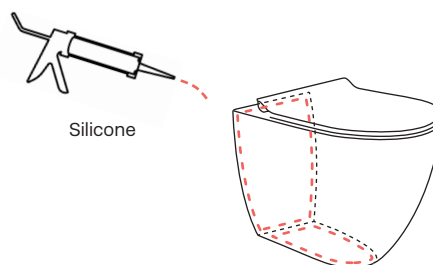
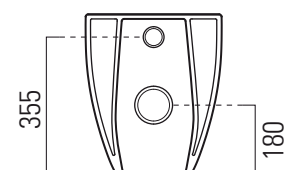
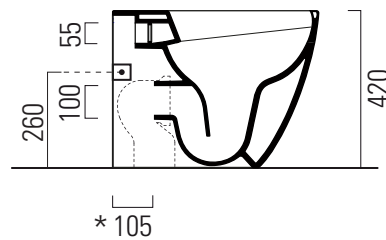
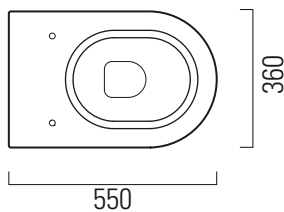
quickrelease

softclose

Colori - Colours	Codici - Codes	Fori - Tapholes
○ Bianco lucido - White glossy	880311	-
● Agave	880304	-
● Ardesia	880326	-
○ Bianco opaco - Matte white	880309	-
● Blush	880324	-
● Cenere	880317	-
● Creta	880308	-
● Ghiaccio	880315	-
● Tortora	880305	-

Note




- 1 - Non è consigliato l'impiego di cassette di scarico esterne, impianti dotati di rubinetto flussometro e cassette h 82/83cm.
We do not recommend the use of external flushing cisterns, systems endowed with flushometer valves and flushing cisterns h82/83cm.
- 2 - Extraglaze solo per smaltatura lucida
Extraglaze only for glossy glaze
- 3 - Kit fissaggio a scomparsa art. FISSVBT obbligatorio
Concealed fixing art. FISSVBT required



Installazione su
Geberit Monolith
Geberit Monolith
installation

Pura

55×36/F

Raccordi di scarico Flushing connections	Codici Codes	Interasse Distance
	MCURVA	* 105 mm
	MCURVA90	* 70 mm
	MCURVASR	* 145 mm

Testato con i seguenti dispositivi di scarico | Tested with the following flushing mechanisms

GEBERIT art. 109.770.00.1 h1060mm - OLI 74 plus h1050mm - VALSIR Winner S h1140mm - VALSIR Tropea S h1060mm - VALSIR Cubik S h1060mm - VIEGA art. 771 904 h1000mm - VIEGA art. 771 904 h920mm - TECE BOX art. 9041012 h1060mm - GEBERIT art. 109.790.00.1 h1045mm - GROHE art. 38863 h1045 - TECE Box Octa h1075 art. 9370500